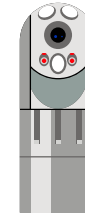
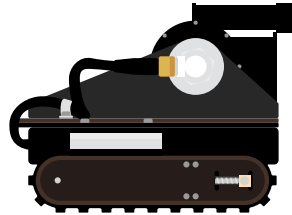
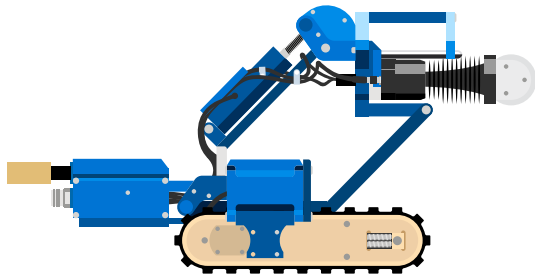


## How to clean your Eddyfi Technologies products



To get started, here are some tips that apply to all products:

- Unplug all external power sources, devices, and cables.
- Use only a soft, lint-free cloth dampened with soapy water.
- If the system has been used in salt water, rinse the vehicle with fresh water prior to being stored away.
- Pay close attention to rinsing and cleaning the camera window, LED light dome and the spaces between moving parts and track belts.
- Do not pressure wash the equipment. Use an open hose or tap at regular water line pressure for rinsing.

### SubConn Connector

Periodically apply Molykote 111 silicone grease or equivalent. General cleaning and removal of sand or mud on a connector should be performed using a spray-based contact cleaner like isopropyl alcohol.

### Impulse Connector

Lubricate mating surfaces regularly with 3M Silicone spray or equivalent, **DO NOT GREASE**. Clean connectors with soap and fresh water, rinse out with alcohol and allow connector to air dry before using.

\*Use a damp cloth or spray cleaner for the power supply / controller box. The box must never be sprayed down or immersed in water. For general cleaning of the cameras and tracks, use a mild detergent. Avoid scratching the camera port.